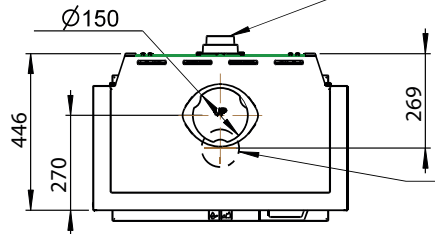
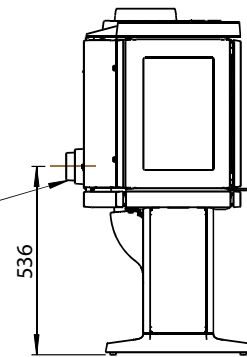
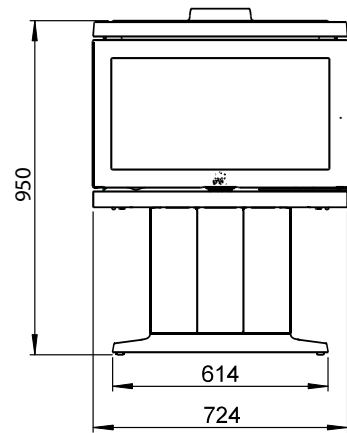
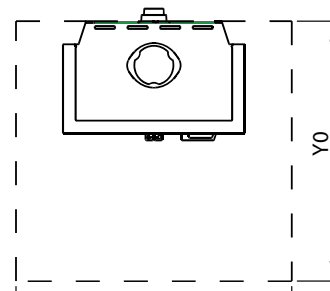


JØTUL F 620 P



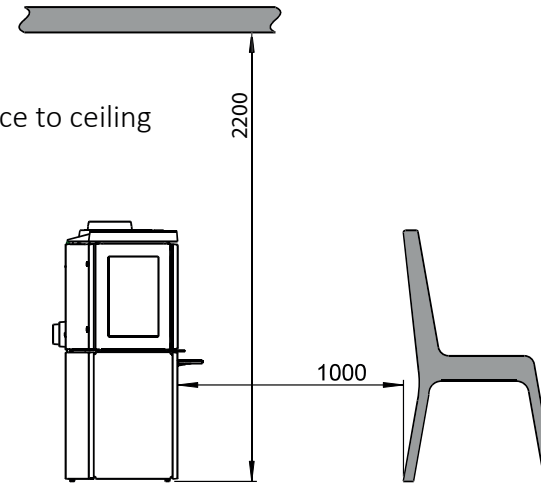
Hole in wall for outside air connection
Ø80 / Ø100

Hole in floor for outside air connection
Ø80 / Ø100



Min. dimensions for floor plate
X/Y = in compliance with national laws and regulations

Minimum distance to ceiling



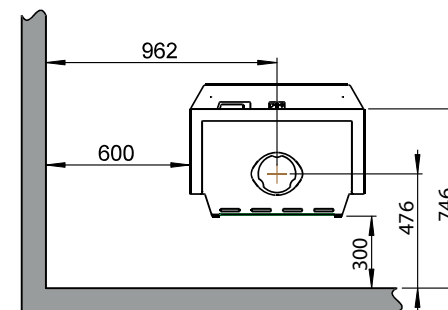
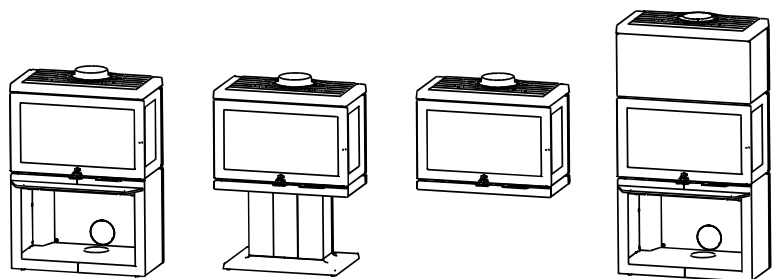
Minimum clearance from
furniture/combustible
materials

F 620 B

F 620 P

F 620 LB

F 620 B HT

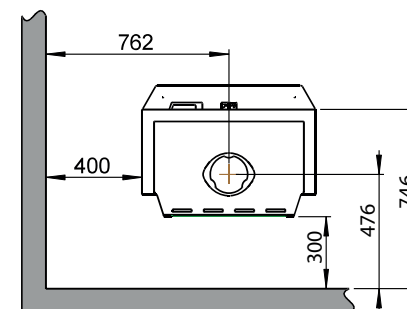



F 620 B / F 620 P / F 620 LB / F 620 B HT
- With retrofitted cast iron side

FR

FL

F



F 620 B / F 620 P / F 620 LB / F 620 B HT
- With retrofitted cast iron side and convection kit side
- With retrofitted convection kit rear

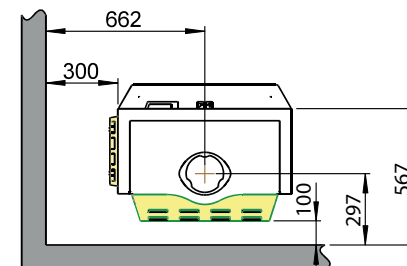

FR

Convection kit side

FL

Convection kit side


Convection kit rear




F 620: Minimum distance to combustible wall protected by approved fireproof wall

Combustible wall
Firewall (See Chapter 3.3 in the manual)


F 620 B



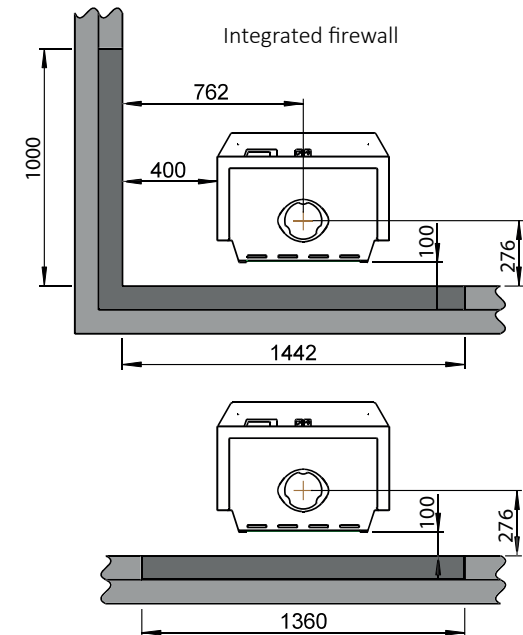
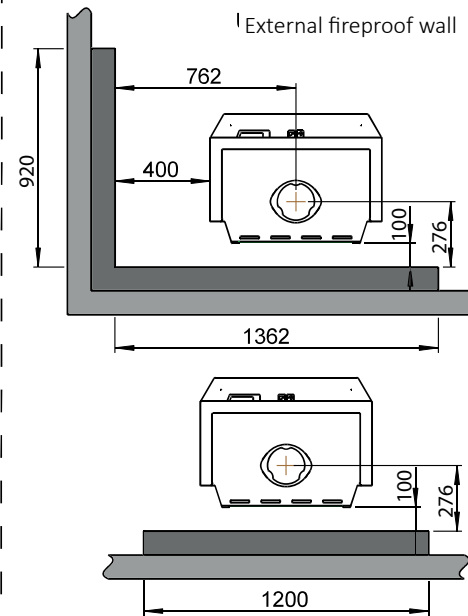
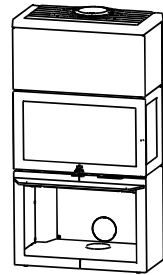
F 620 P



F 620 LB




F 620 B HT




F 620 B / F 620 P / F 620 LB / F 620 HT
- With retrofitted cast iron side

FR



FL



F

